



Features:

- AC input voltage range selected by switch
- Small volume, low weight, high efficiency
- Protections : short circuit/over load
- Cooling by free air convection
- LED indicator for power on
- 100% full load burn-in test

Dimension: 111 × 78 × 36mm



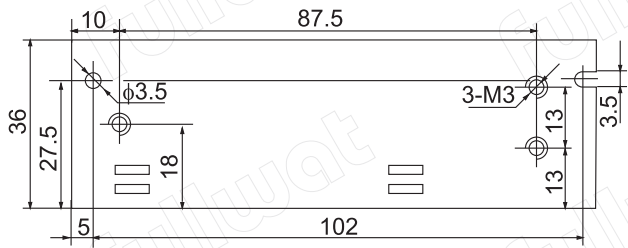
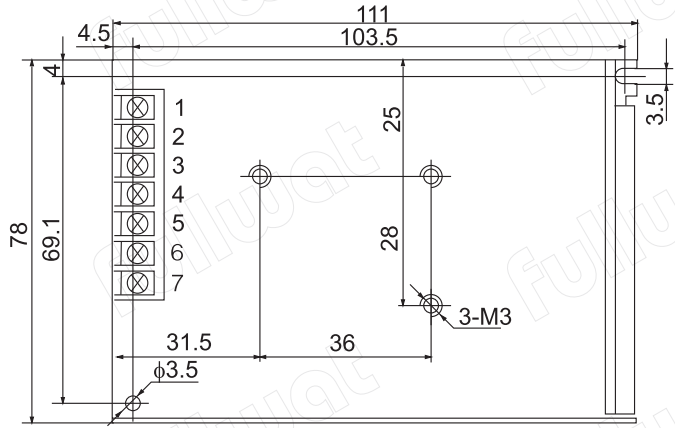
SPECIFICATION

	Model	LUXOR-075P12	LUXOR-075P15	LUXOR-075P24
Output	DC voltage	12V	15V	24V
	Voltage tolerance	± 1%	± 1%	± 1%
	Rated current	6.3A	5A	3.2A
	Current range	0 ~ 6.3A	0 ~ 5A	0 ~ 3.2A
	Rated power	76W	75W	77W
	Ripple&noise	120mVp-p	120mVp-p	120mVp-p
	DC voltage ADJ. range	± 10%	± 10%	± 10%
	Setup, rise, hold up time	1000ms,30ms,20ms/230VAC		
Input	Voltage range	90~132VAC 170 ~ 264VAC 47 ~ 63Hz(Selected by switch), 235 ~ 373VDC		
	AC current	1.8A/115V 0.9A/230VAC		
	Efficiency	82%	82%	84%
	Inrush current	Cold start 18A/115V 36A/230VAC		
	leakage current	< 1mA/240VAC		
Protection	Overload	Rated output power105% ~ 135%Start overload protection		
		Protection type: hiccup mode, auto-recovery after fault condition is removed		
Environment	Working temp, humidity	-10°C ~ +60°C;20% ~ 90%RH(Please refer to "derating curve")		
	Storage temp, humidity	-20°C ~ +85°C;10% ~ 95%RH Non-condensing		
	Withstand vibration	10 ~ 500Hz, 2G 10min./1Cycle, Period for 60min, Each axes		
Safety	Withstand voltage	I/P-O/P: 1.5KVAC I/P-FG: 1.5KVAC O/P-FG: 0.5KVAC		
	Isolation resistance	I/P-O/P: I/P-FG,O/P-FG: 100M Ohms/500VDC		
Fit standard	Safety standard	EN61347-1; EN61347-2-13		
	EMC Standard	EN55015; EN61547		
Others	Dimension	0.28kg 111*78*36 (L*W*H)		
	Weight	0.28kg/50pcs/15kg/0.96CUFT		

Note: 1. All parameters NOT specially mentioned are measured at 230VAC input, rated load and 25°C of ambient temperature.
 2. Ripple & noise are measured at 20MHz of bandwidth by using a 12" twisted pair-wire terminated with a 0.1uf & 47uf parallel capacitor.
 3. Tolerance : includes set up tolerance, line regulation and load regulation.

Mechanical specification

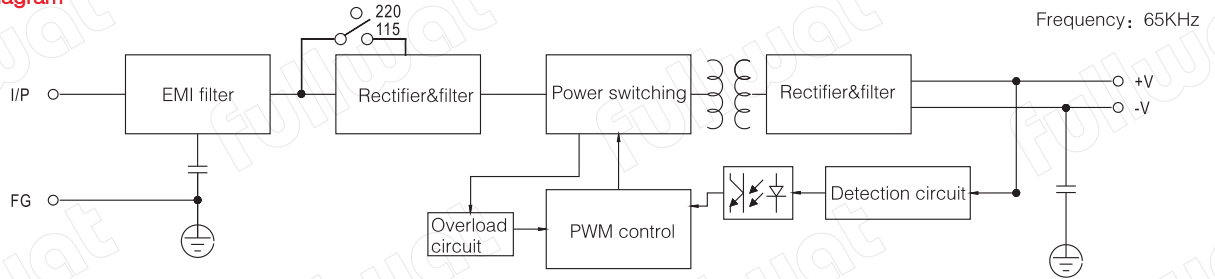
Unit:mm



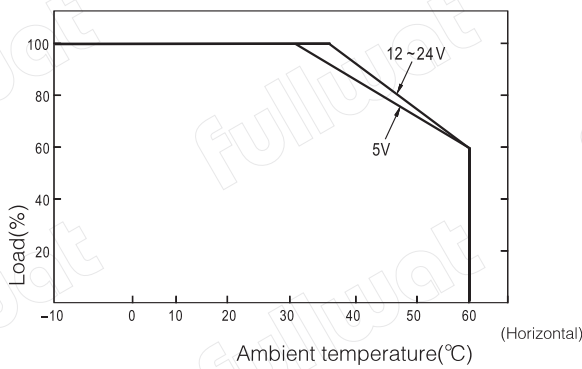
Terminal Pin No.Assignment

Pin No.	Assignment	Pin No.	Assignment
1	AC/L	4	DC OUTPUT -V
2	AC/N	5	DC OUTPUT +V
3	FG \perp		

Block diagram



Derating curve



Static characteristic

