



Features:

- 170 ~ 264VAC input range
- Small volume, low weight, high efficiency
- Protections : short circuit/over load
- Cooling by free air convection
- LED indicator for power on
- 100% full load burn-in test

Dimension: 111 × 78 × 36mm



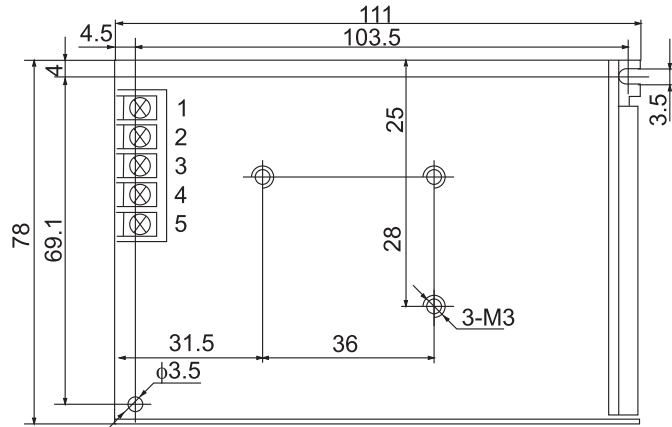
**SPECIFICATION**

Model	LUXOR-050P12	LUXOR-050P15	LUXOR-050P24	
Output	DC voltage	12V	15V	24V
	Voltage tolerance	± 1%	± 1%	± 1%
	Rated current	5A	4A	2.5A
	Current range	0 ~ 5A	0 ~ 4A	0 ~ 2.5A
	Rated power	60W	60W	60W
	Ripple&noise	100mVp-p	120mVp-p	120mVp-p
	DC voltage ADJ. range	-9% ~ +10%	± 10%	± 10%
Setup, rise, hold up time	600ms,30ms,20ms/230VAC			
Input	Voltage range	170 ~ 264VAC 47 ~ 63Hz, 235 ~ 373VDC		
	AC current	1.6A/115V 0.8A/230VAC		
	Efficiency	82%	82%	84%
	Inrush current	Cold start 18A/115V 36A/230VAC		
	leakage current	< 1mA/240VAC		
Protection	Overload	Rated output power 110% ~ 135% Start overload protection		
		Protection type: hiccup mode, auto-recovery after fault condition is removed		
Environment	Working temp, humidity	-10°C ~ +60°C; 20% ~ 90%RH (Please refer to "derating curve" )		
	Storage temp, humidity	-20°C ~ +85°C; 10% ~ 95%RH Non-condensing		
	Withstand vibration	10 ~ 500Hz, 2G 10min./1Cycle, Period for 60min, Each axes		
Safety	Withstand voltage	I/P-O/P: 1.5KVAC I/P-FG: 1.5KVAC O/P-FG: 0.5KVAC		
	Isolation resistance	I/P-O/P: I/P-FG,O/P-FG: 100M Ohms/500VDC		
Fit standard	Safety standard	Fit UL1012		
	EMC Standard	Fit EN55022, CLASSA		
Others	Weight	0.27kg 111*78*36 ( L*W*H )		
	Packing	0.27kg/50pcs/14.5kg/0.9CUFT		

Note: 1. All parameters NOT specially mentioned are measured at 230VAC input, rated load and 25°C of ambient temperature.  
 2. Ripple & noise are measured at 20MHz of bandwidth by using a 12" twisted pair-wire terminated with a 0.1uf & 47uf parallel capacitor.  
 3. Tolerance : includes set up tolerance, line regulation and load regulation.

**Mechanical specification**

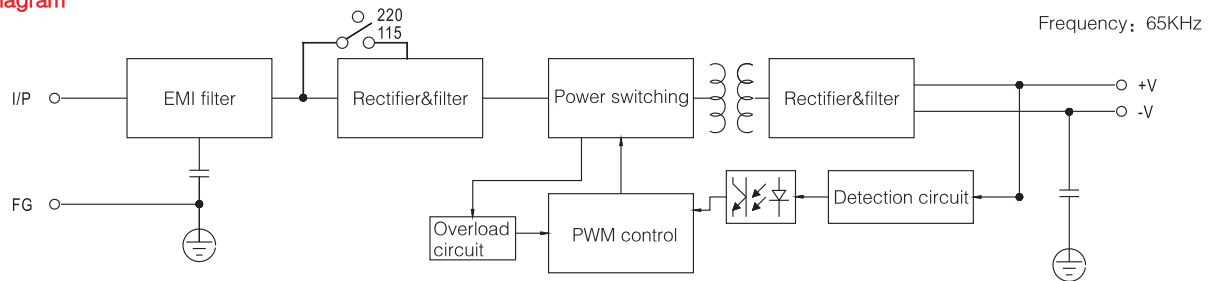
Unit:mm



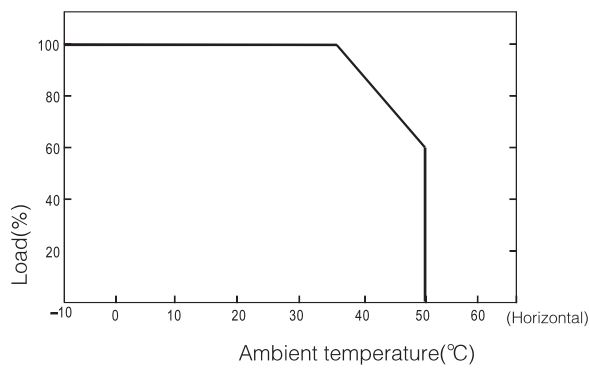
Terminal Pin No.Assignment

Pin No.	Assignment	Pin No.	Assignment
1	AC/L	4	DC OUTPUT -V
2	AC/N	5	DC OUTPUT +V
3	FG $\equiv$		

**Block diagram**



**Derating curve**



**Static characteristic**

